

SANTOSH

Deemed to be University



2.3.2 The use of Clinical Skills Laboratory and Simulation Based Learning



SANTOSH
MEDICAL COLLEGE & HOSPITAL

Clinical/ Skill Training Program/ Simulation

Date: 7-12-2022

**TOPIC: EXPERT LECTURE SERIES: CHEMILUMINESCENCE
TECHNOLOGY**

Faculty In-charge: Dr Juhi Aggarwal, Professor & head, Department of Biochemistry, Santosh Medical College, SDTU and Mr. Yatin, Roche team engineer.

Total No. of Faculty Attended: 12



Total No. of Students Attended: 122

Objective: To train the participants for CLIA technology-its principle, methodology and applications.

Activities: Chemiluminescence (CL) is the luminescence produced by chemical reactions that induce the transition of an electron from its ground state to an excited electronic state. Students were given an overview of the CLIA technology along with the hands-on experience. The session was concluded after a student interaction and group discussion

OUTCOMES: Students were trained for the CLIA technology-its principle, methodology and applications. Hands on training was also provided to the participants.





Jejiv





Clinical/ Skill Training Program/Simulation

Date: 8-09-2022

Topic: Fabrication of Clear Aligners

Faculty In-charge: Dr Mayank Gupta

Total No. of Faculty Attended: 3



Total No. of Students Attended: 31

Objective: To train participants on how to fabricate Clear Aligners using Vacuum Forming Machine.

Activities: Demonstration on detailed steps involved in model printing and aligner fabrication, followed by Hands-On Clear Aligner Fabrication.

Outcomes: Participants learnt the fabrication of clear aligners.







SANTOSH

Deemed to be University
(Established u/s 3 of the UGC Act, 1956)

Department of General Surgery

Event Report of workshop on "WET LAB SESSION on Intestinal and Vascular Suturing"

Department of General Surgery organized a workshop on "WET LAB SESSION on Intestinal and Vascular Suturing" on 13th Aug-22 from 10:00am to 4:00pm. Speaker was Dr. Himanshu, Surgical Gastroenterologist, Johnson & Johnson. Workshop was attended by entire department of Gen-Surgery including all faculty members and Post Graduates. Event was organized by Dr. Shalabh Gupta, Dean Academics & HOD, General Surgery.



SANTOSH

Deemed to be University
(Established u/s 3 of the UGC Act, 1956)

OFFICE OF THE REGISTRAR

F. No. SU/R/2022/1786

Date: 10.08.2022

MEMORANDUM

Subject: Grant of permission to conduct Hands On Workshop on "WET LAB SESSION on Intestinal & Vascular Suturing" on 13.08.2022 from 10:00 AM to 04:00 PM by the Department of General Surgery and lecture to be delivered by Dr Himanshu, Surgical Gastroenterologist, Johnson & Johnson at LT, Santosh Hospital, Ghaziabad.

With reference to his letter dated: 10.08.2022 on the subject cited above, Dr. Shalabh Gupta, Dean Academics & HOD, General Surgery is informed that he is permitted to conduct Hands On Workshop on "WET LAB SESSION on Intestinal & Vascular Suturing" on 13.08.2022 from 10:00 AM to 04:00 PM by the Department of General Surgery and lecture to be delivered by Dr Himanshu, Surgical Gastroenterologist, Johnson & Johnson at LT, Santosh Hospital, Ghaziabad

He is required to submit a detailed report to the Academic Section as well as IQAC Cell regarding the above academic activities/Workshop.

[DR. ALPANA AGRAWAL]
REGISTRAR



Dr. Shalabh Gupta,
Dean Academics & HOD, General Surgery

Copy to:

1. The Secretariat
2. The Chancellor
3. The Vice-Chancellor
4. The Dean, Academic, Santosh Deemed to be University
5. The Dean, Santosh Medical College & Hospital
6. The Dean Research
7. The Medical Superintendent
8. IQAC Cell
9. Digital Cell





SANTOSH
Deemed to be University



Department of General Surgery

cordially invites you

Hands on Workshop on

WET LAB SESSION
on
Intestinal & Vascular Suturing

Date: 13th August 2022 | Time: 10 AM to 4 PM

SPEAKER

Dr Himanshu

Surgical Gastroenterologist, Johnson & Johnson
at LT, Santosh Hospital, Ghaziabad







Clinical/ Skill Training Program/Simulation

Date: 14-07-2022

Topic: Access cavity preparation and localization of canals under endodontic microscope in maxillary and mandibular molars

Faculty In-charge: Dr Sumita Giri Nishad (Professor and Head)
Dr Chetna Arora (Professor)
Dr Shubhra Malik (Professor)

Total No. of Students Attended: 9

Total No. of Students Attended: 26

Objective: Knowledge and skill enhancement among participants through modern endodontic procedure and armamentarium.

Activities: A lecture highlighting the principles of access preparation in maxillary and mandibular molars was delivered by Dr Chetna Arora.

Demonstration of Access cavity preparation in Maxillary and Mandibular molars under microscope by Dr Shubhra Malik.

After demonstration each student was provided with maxillary and mandibular molars for the Hands-on Activity.

Overall orchestration and perpetration of the simulation program involving conceptual, analytical and practical exposure to endodontics was elucidated by Dr. Sumita Giri.

OUTCOMES: Each participant performed access opening on molars as well as visualization of pulpal floor anatomy and canal orifices under endodontic microscope which further reiterates enhancement in their clinical skills.





NATIONAL HEALTH SKILL CONCLAVE 2021
DEPARTMENT OF ORTHODONTICS

DATE : 25/11/21
TIME : 1- 2 PM
VENUE : HALL C

A skill program was conducted by Department of Orthodontics under National Health Skill Conclave 2021 on 25/11/21 in Santosh Dental College, Ghaziabad.

Total no. of proposed seats for skill - 15
However, on popular demand, increased to 32

FACULTY PRESENT:

Dr. Rajiv Ahluwalia (Prof & Head)
Dr. Deepa Verma
Dr. Parvinder Kaur
Dr. Mayank Gupta (Course Co-ordinator)
Dr. Tina Chugh

VISITORS:

Dr. Alka Agarwal
Dr. Shalabh Gupta
Dr. Dakshina Bisht

SALIENT FEATURES:

HANDS ON

- Demonstration on making Clear Retainer was given to all the students.
- Each student fabricated their own retainer.

Clear Retainer: They are removable retainer that are moulded to perfectly fit the new position of the teeth.

They are invisible and comfortable to the patient.

MAKING:

- A mould of the teeth is created
- A very thin plastic (1 mm) is then heated and sucked down the mould.

HIGHLIGHTS:

Each student fabricated their own Clear retainer.





STUDENTS WERAING CLEAR RETAINER





Clinical/ Skill Training Program/Simulation

Date: 25-11-2021

Topic: Forensic Dentistry: Tooth Tales.

Faculty In-charge: Dr. Kanika Bhalla Prabhat
Dr. Neeraj Grover

Total No. of Faculty Attended: 14
Total No. of Students Attended: 60

Objective: The program was conducted to create awareness about the advances and scope of the Forensic Dentistry.

Activities: Around 74 delegates registered and attended the workshop which included faculty, undergraduate students, post graduate students and interns. The program was conducted in the pre-clinical lab in Santosh Dental College & Hospital from 12-1 pm. The events of the program included a brief lecture on Forensic Odontology followed by a demonstration on Chieloscopy and Rugoscopy. The participants performed hands-on skill on the study models and did procedures of lip printing and palatal rugae patterns with full zeal.

OUTCOME: The participants enthusiastically and whole heartedly participated as Forensic Odontology is the emerging upcoming stream in the scope of Oral Pathology.







SANTOSH
MEDICAL COLLEGE & HOSPITAL

Clinical/ Skill Training Program/Simulation

Date: 11-08-2021

Topic: American Heart Association Certified BLS and ACLS Training Program

Faculty In-charge: Dr Debapriya Sarkar

Total No. of Faculty attended: 7

Total No. of Students Attended: 30

Objective: To impart cognitive as well as psychomotor skills of CPR which in turn helps provide a standardized care to cardiac arrest victims in accordance with AHA guidelines. In addition, the course pledge to bestow information and hands-on practice in cardiac arrest situations.

Activities: It was a three days course comprising of didactic lectures and hands on training. Participants were exposed to dummy patients (mannequins) to train them for basic and advanced cardiac life support. They were trained in identifying cardiac arrest victims, assessment of patient's condition, high quality CPR, various airway management techniques, critical ECG interpretation, various emergency drugs usage and above all role playing and team dynamics. After training program, they were assessed for their performance (written and practical) and provided with the provider certificate for BLS and ACLS.

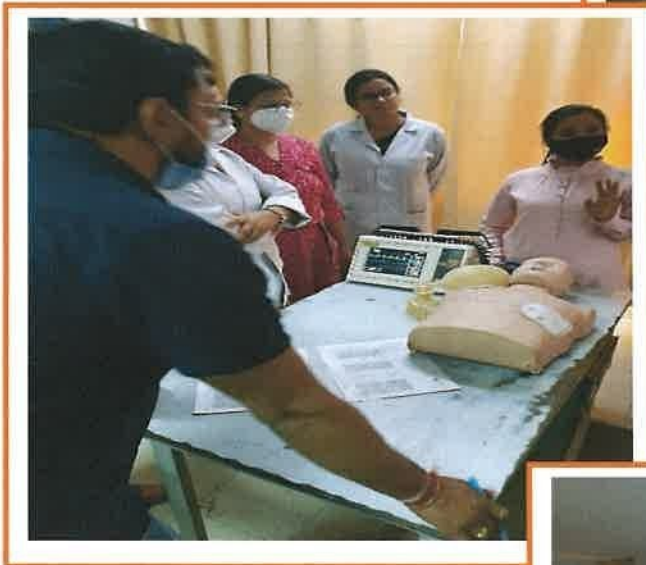


OUTCOMES: Students obtained necessary knowledge and skills to provide BLS and ACLS and they were provided with AHA Provider certificate for BLS and ACLS



Signature







SANTOSH
DENTAL COLLEGE & HOSPITAL
Clinical/ Skill Training Program/ Simulation

Topic: Extra oral Radiography – OPG and CEPHALOGRAM Date: 18-03-2021

Faculty In-charge: Dr. Chandni Batra

Total No. of Students Attended: 12

Objective: Allows the UG trainees to practice radiological techniques and radiographic interpretation.
It helps to sensitize students prior to patient exposure and strengthen their core practical concepts and diagnostic Skills.

Activities: Techniques and procedure of taking extraoral radiographs such as PA view, paranasal view submentovertex view, TMJ views, hand wrist radiographs.

Outcomes: The students were given exposure to different extraoral radiographic procedures and techniques which is an effective tool in patient education, motivation and treatment planning.



Clinical/ Skill Training Program/Simulation

Topic: SAMPLE COLLECTION

Date: 17-03-2021

- 1) Sample collection – **Throat Swab**
 - Proper sample collection, packaging and transport
- 2) Sample collection – **Nasal Swab**
 - Proper sample collection, packaging and transport
- 3) Sample collection – **Nasopharyngeal Swab**
 - Proper sample collection, packaging and transport

Faculty In-charge: Dr. Ashutosh Rawat, Dr. Ritu Jain

Total No. of Students Attended: 54

Objective: Proper sample collection, packaging and transport

Activities:



Outcomes: Students can efficiently and confidently collect, pack and transport throat swab, nasal swab and Nasopharyngeal swab.

[Handwritten Signature]





SANTOSH
MEDICAL COLLEGE & HOSPITAL

Clinical /Skill Training Program/ Simulation
DEPARTMENT OF PEDIATRICS

Date: 24-11-2020

Topic: Endotracheal Intubation in Newborns and Children

Faculty In-charge:

Dr. Rajiv Ranjan & Dr. Virendra Yadav under the guidance of Dr. Alka Agrawal and Dr. K.C. Aggarwal.

Total No. of Students Attended: 32 students

Objective: Endo Tracheal Intubation is an essential competency for PG Students both in NICU & PICU setup to save precious lives. But it is a difficult skill and needs repeated practice/ hands on sessions.

Activities:

- **NRP WORKSHOPS: CERTIFICATE COURSES** are mandatory for all PG Students.
- **Intubation heads** are used **regularly** for practice by all PG Students. PG Students are trained by DOPS and assessed by OSCE.

OUTCOMES:

All PG'S from 2nd year onwards are competent for ET intubation and are doing ET intubation and managing patients on ventilatory support in NICU & PICU under supervision.





Ghaziabad, Uttar Pradesh, India
 1, Ambedkar Rd, Opposite Old Bus Stand, Maliwara, Nehru Nagar,
 Ghaziabad, Uttar Pradesh 201001, India
 Lat 28.689503°
 Long 77.432285°
 24/07/22 11:50 AM



Ghaziabad, Uttar Pradesh, India
 Shop No, 141, Ambedkar Rd, near Santosh Hospital, Prangarhi,
 Maliwara, Nehru Nagar, Ghaziabad, Uttar Pradesh 201001, India
 Lat 28.699448°
 Long 77.432524°
 24/07/22 11:43 AM



Ghaziabad, Uttar Pradesh, India
 1, Ambedkar Rd, Opposite Old Bus Stand, Maliwara, Nehru Nagar,
 Ghaziabad, Uttar Pradesh 201001, India
 Lat 28.689504°
 Long 77.432347°
 24/07/22 11:52 AM



Ghaziabad, Uttar Pradesh, India
 Shop No, 141, Ambedkar Rd, near Santosh Hospital, Prangarhi,
 Maliwara, Nehru Nagar, Ghaziabad, Uttar Pradesh 201001, India
 Lat 28.699443°
 Long 77.432553°
 24/07/22 11:48 AM

Handwritten signature

 DEAN
 GHAZIABAD



SANTOSH
MEDICAL COLLEGE & HOSPITAL

Clinical/ Skill Training Program/Simulation

Topic: Phaco Wet Lab

Date: 11-02-2020

Faculty In-charge: Dr. Sarita Aggarwal

Total No. of Students Attended: 10

Objective: Enhancement of surgical skills of Post graduates

Activities: Sensitization to the Microscope
Hand & Eye coordination
Steps of Phacoemulsification

OUTCOMES: The whole session was full of motivation, refinement of skills, improving confidence of Post graduate trainees.





[Handwritten Signature]
DEAN
SANTOSH MEDICAL COLLEGE & HOSPITAL
GHAZIABAD



SANTOSH
Deemed to be University
(Established u/s 3 of the UGC Act, 1956)

DEPARTMENT OF MEDICINE

On 27th September 2019 Department of Medicine, Santosh Medical College, has organized "Basic ECG Work Shop" at Manas Auditorium, Santosh Hospital for Under Graduates and Trainee Nurses keeping in mind that they should have some basic knowledge of ECG Interpretation and to get aware regarding the ECG Machine. Dr. Ashok Kumar, Prof. and Head, Dr. Shivani Professor, Dr. Anupam Singh, Dr. Neeshu Singh and Dr. Vinisha Chandra have taken sessions on various key aspects of Basic ECG workshop and done the provided the hands-on ECG machine demo and functioning on normal subjects to all the participants.



CWS





SANTOSH
Deemed to be University
(Established u/s 3 of the UGC Act, 1956)

Report of AHA Certified BLS and ACLS training program

Department of Anaesthesia, Santosh Medical College Hospital Organized AHA Certified BLS and ACLS training program from 19th to 21st August 2019.

The program was organized in collaboration with American Heart Association and Indian Institute of Emergency Medical Services.

The program was inaugurated by Dr. (Prof.) Alpana Agarwal, Medical Superintendent, Santosh Medical College Hospital and Dr. (Prof.) Suveer Sharma, Head of the Department, Department of Anaesthesia.

Dr. Debapriya Sarkar, Senior Consultant, Department of Anaesthesia and Critical Care delivered the welcome address and moderated the program.

Faculties and students from various Departments as well as Emergency Medical Officers of Santosh Medical College Hospital, enthusiastically participated in the program.

During these three days they were rigorously trained in Advance Cardiac Life Support and after successful training, theory and practical examinations, candidates became AHA Certified BLS and ACLS provider.

Handwritten signature





CS
SANTOSH MEDICAL COLLEGE & HOSPITAL
DEAN
GHAZIABAD



SANTOSH

Deemed to be University
(Established u/s 3 of the UGC Act, 1956)

Safe Surgery was conducted by Department of General Surgery on 4th April-2019 in 8th floor, OT Complex at Santosh Hospital, Ghaziabad. Organizing Chairperson was Dr Shalabh Gupta, Organizing Secretary was Dr Amit Agarwal. Workshop was attended by post graduates of General Surgery and allied departments. Main emphasis was on hand washing, Gowning, Gloving, Draping, Sterilization, OT Setup, WHO surgical safety check list & handling of specimens. After Session, assessment was done by the Medical Superintendent, Dr Tripta Bhagat. More than 20 faculty & students were benefited by the workshop.



SANTOSH MEDICAL COLLEGE & HOSPITALS
DEPARTMENT OF GENERAL SURGERY
SAFE SURGERY WORKSHOP
4th APRIL 2019, THURSDAY, GENERAL SURGERY 8th FLOOR OT

CERTIFICATE OF PARTICIPATION

This is to certify that Mr / Ms _____
Department of _____
has successfully attended SAFE SURGERY WORKSHOP held on 4th April 2019
conducted by the Department of General Surgery, 8th Floor OT Complex at
Santosh Hospital, Ghaziabad.

Skills acquired:

1. HAND WASHING, GOWNING, GLOVING, DRAPING - DR. SHALABH GUPTA
2. CLEANING AND STERILIZATION - DR. RAJIV VERMA
3. SETTING UP OF OT TROLLEY, OT TIME OUT, OT SURGICAL LIST - DR. AMIT AGARWAL
4. HANDLING OF SPECIMENS - DR. AMIT AGARWAL

Prof Dr SHALABH GUPTA Prof Dr TRIPTA S BHAGAT Dr AMIT AGARWAL
ORG. CHAIRMAN MEDICAL SUPERINTENDENT ORG. SECRETARY





SANTOSH
DENTAL COLLEGE & HOSPITAL

Title Of Training Program -Training in Wax Typodont as Postgraduate Program

Date- 12-07-2018

Venue- Dept of Orthodontics, Santosh Dental College

Program Schedule- 8am-4pm

Resource Persons/Coordinator: Dr Rajiv Ahluwalia

Dr Deepa Verma

Dr Parvinder Kaur

Brief Description-

The program was conducted by 3 faculty in the department of orthodontics every year to first year postgraduates as a part of their pre-clinical-exercises that includes typodont exercises of standard edge wise, beg and lingual appliances clinical skill training with wide spectrum of orthodontic problems, both quantitatively and qualitatively with exemplary guidance in learning different fixed mechanotherapy.

PHOTOGRAPHS-







Clinical/ Skill Training Program/Simulation

Date: 11-10-2017

Topic: Fabrication of acrylic resin post & core pattern by direct technique on a multirooted endodontically treated tooth.

Faculty In-charge: Dr. S. V. Singh

Total No. of Faculty Attended: 4

Total No. of Students Attended: 5

Objective: Help to sensitize the faculty and students prior to patient exposure and strengthen their core practical concepts and prosthetic skills. The participants were given detailed demonstration on fabrication of post and core pattern.

Activities: Hands-on and Demonstration.

Outcomes: The candidates learnt the art of saving of grossly decayed and hopeless teeth.






DEPARTMENT OF ANESTHESIA

Topic: BLS Training Program

Date: 20/09/2017

**Faculties: Dr Ragi Jain
Dr Ashutosh Bhardwaj**

Total No. of Students Attended: 21

Objective: To impart cognitive as well as psychomotor skills of CPR which in turn helps provide a standardized care to cardiac arrest victims. In addition, the course pledge to bestow information and hands-on practice in cardiac arrest situations.

Activities: Comprising of didactic lectures and hands on training. Participants were exposed to dummy patients (mannequins) to train them for basic life support. They were trained in identifying cardiac arrest victims, assessment of patient's condition, high quality CPR, rescue breaths and above all role playing and team dynamics. After training program, they were assessed for their performance and provided with certificates.

OUTCOMES: Students obtained necessary knowledge and skills to provide BLS.



S. Shrivastava

SANTOSH

Deemed to be University